

Yes, you can.®

Azalea® Accessories brochure

Backrests

Backrest plate	Backrest tension adjustable
<ul style="list-style-type: none"> Laguna 	
<ul style="list-style-type: none"> Mistral Passad Shoulder High 	
	<ul style="list-style-type: none"> Thin Cover Lateral Cover



Backrest plate
Provides firm and stable support in combination with the backrest cushions. The plate is height and width adjustable, and the upper part can be extended or removed.



Backrest tension adjustable
The backrest can be tailored to the individual by adjusting the straps. Also height adjustable. Can be fitted with cover or backrest cushion.



Cover Thin Version 05
A cover that smoothly shapes itself to the contour of the tension adjustable backrest and the client's body posture.



Cover Lateral 05
This cover is thicker and offers lateral support by the increased side padding. The lateral support can be reshaped by opening the sides of the cover.



Cushion Laguna
The **Laguna** backrest cushion offers moderate lateral support and gives the client a high and stable shape.



Cushion Mistral²
The **Mistral²** backrest cushion with its deep, reinforced wings and shaped upper part offers a distinct waist support that enables shoulder movement.



Cushion Passad²
With its high shoulder support, **Passad²** offers support for clients with diminished posture. The high wings are reinforced.



Cushion Shoulder High 05
The Shoulder High backrest cushion is the same as **Passad²** but 10 cm higher and designed for taller clients.

Push handles



Push bar

Ergonomic, height adjustable bar offers plenty of grip for assistants.



Push handles braced

Push handles that are connected with a bar in the middle. Height adjustable.

Seat tilt and backrest types



Assistant operated seat and backrest tilt

The backrest and the entire seat unit are tilted by the gas piston when the release handle is activated.

Seat and cushions



Electrically-operated seat and backrest tilt

The backrest and the entire seat unit are tilted by a small motor unit. Can be installed for use by either the assistant or the client.



Sliding seat

To be used in transfer situations. Makes positioning easier.



Floshape

High density foam cushion. Allows greater pressure distribution and is suitable for clients 'at risk'.

Legrests and footrests



Seat cushion cover

Grey Dartex covers for seat cushions. Washable.



Angle adjustable legrest with adjustable (optional fixed) footrests

The high pivot point gives leg-length compensation.



Fixed 80° legrest

Fixed or adjustable footplates as an option. Easy swing in and swing out function by releasing the lock mechanism of the handle. Designed for use by clients or assistants.



Fixed 90° legrests

Brings the feet closer to the body. Only to be used with small castors.



Central legrest

The legrest is adjustable in height, depth and angle and also offers the client a compact support for the legs. Legrest helps bring legs together.



Legrest for amputee

For perfect support, this legrest is adjustable in height, angle, and depth. It offers a stable support and the legrest also has a swing-away function.



One-piece footplate

Folds upwards, can also be removed. Angle and depth adjustable. Fits all legrests.



Swingaway, foldable footplate

For improved stability, the upward and downward position has a 'semi-lock'.



Foldable adjustable footplate


Adjusts in depth, and angle for individual support.

Armrests



Footplate extender

The extender provides a larger foot support and fits an adjustable footplate.



Standard Armrests

Stable armrest with shaped pad. The rear is higher and wider for increased support when chair is tilted.



Wide armrest

Stable armrest with wide and soft pad. Offers a wider contact area for the arm.

**One piece armrest**

Padded armrest for hip-guidance providing a more secure seating position.

**Hemiplegic armrests**

The shaped soft pad is height and angle adjustable.

**Side support cover**


Support is covered in soft Dartex® fabric that's padded for extra comfort

Seat and backrest options**Cushion to side support cover**

2 cm thick cushion to reduce seat width. To be attached to the upper part of the side plate so as not to interfere with the seat cushion covered by the side support cover. The seat width will be reduced by 2 cm.

**Abduction cushion**

Oval abduction cushion to be placed between the knees. It has two depth possibilities and is removable.

**Neck rest height adjustable**

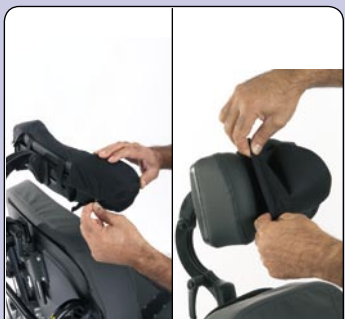
Shapes to contours of head and top of the neck for good support.

**Headrest sideways adjustable**

The headrest has wings that are adjustable in angle. The attachment of the whole headrest allows adjustment in depth, angle, sideways and height to obtain individual support.

**Headrest with cheek support**

The headrest with cheek support has the same type of attachment as the previous one. However the shape of the headrest is designed to offer optimum support for a client. Height, depth and angle adjustable.

**Washable covers**

For easier maintenance, covers are available for head and neck rests.



Lumbar support cushion

Position behind the backrest cover or cushion to increase and enhance shape of backrest.



Trunk support

Firm trunk support, width and depth adjustable. Removable.



Trunk support

As it has many adjustment options it is easy to shape according to the individual needs of the client. It can be used in all combinations of backrests and backrest cushions.



Trunk support with swing away

The trunk support has an adjustable arm with levers and can be angled to fit the requirements of the client. For transfers it can be folded away and a detachable version is available as an option.



Extended arm

Enables 5 cm higher positioning of the trunk support for tall clients.



Quick release

The front castor can be easily removed by depressing the button to release it. This makes the chair smaller for transportation.



Chassis extender, castors 5 cm forward.



5" to 8" with various thickness

Choose from various castor types, including pneumatic, soft or solid.



Handrims

Choose from the following types of hand rims: aluminium, plastic coated (both standard assortment) and stainless steel, foam coated and black grip.

Safety options



Spoke guards Frost

Covers the spokes of rear wheel.
Avoids fingers being trapped.



Drum brakes for 16" or 24" rear wheels

Drum brakes are recommended to increase security of wheelchair handling for assistants.



Pelvic belt

Secures the client in the wheelchair.



Reflector kit

The reflector kit reflects light in the dark and increases the visibility of the wheelchair.



Auto lock armrest

A small lock pin ensures the detachable armrest remains securely in place.



Table tray

Adjustable in depth and easily removable.



Adjustable Hand Knob kit

Handles instead of screws for legrest and headrest adjustment.



Cane holder

Holds the cane when not in use.



Brake lever extension

Extension of the manual brake arm for closer, easier handling.

For further information about compatibility, see Rea website and the compatibility catalogue.

All information quoted is believed to be correct at time of print.

Invacare® reserves the right to alter product specifications without prior consultation.

Rea, Rea design and DSS (Dual Stability System) design are registered trademarks of Invacare® International.

Others